

Maximize your time at Impressions Expo Long Beach 2026

1 Update your profile

Make the best first impression with a profile picture and powerful headline.

NAVIGATION

Edit Profile

Manage My Availability

Account Settings

MORE

2 Manage your availability

Prevent unnecessary rescheduling and meeting conflicts.

Range of daily availability ?

All times shown in Event Local Time

00:00 to 24:00

Event Days

Edit Availability

☒ Monday - April

Done

Select the times that you are **unavailable** on this day

from 11:00 to 12:00

from Select to Select

☒ Tuesday - April

3 Build your event experience

- Expand your network by reviewing your AI-powered recommendations and exploring profile lists. Connect by sending meeting invites or showing interest in profiles.
- Explore the agenda to further customize your event experience

PRO TIP

Subscribe to your calendar to add confirmed meetings and bookmarked sessions to your calendar

The Event Agenda mockup displays a list of sessions. The first session is 'Introductory Session' at 10:30-11:30, featuring Marie Dupont (Event Coordinator) and Juan Perez (CTO). The second session is 'Kickoff' at 11:30-12:30, also featuring Marie Dupont and Juan Perez. A 'Sync to my calendar' dropdown menu is open, showing options for Apple, Google, Outlook, and Yahoo. An 'Added to schedule' button is visible at the bottom of the agenda list.

Recommended for you

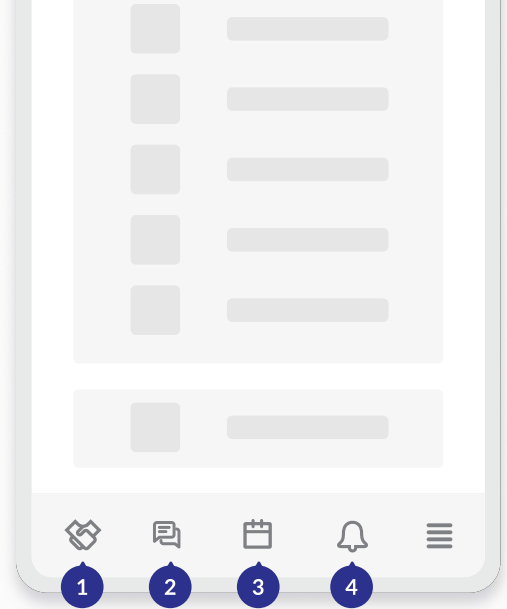
The 'Recommended for you' section displays three recommendations. The first is Daria Danilina, a Visitor from London, UK, with a 'Interested' button. The second is a 'Potential Handshake' between John and Daria, with a 'Skip' button. The third is a 'Common Connections' section showing connections between Daria and other attendees like Steffan Ellay and John Doe.



Images above are mockups for illustrative purposes. Actual event platform appearance may vary. We've carefully crafted this guide to help you harness the full potential of our event platform to prepare for Impressions Expo Long Beach 2026. Scan the QR code or [click here](#) for more in-depth resources.

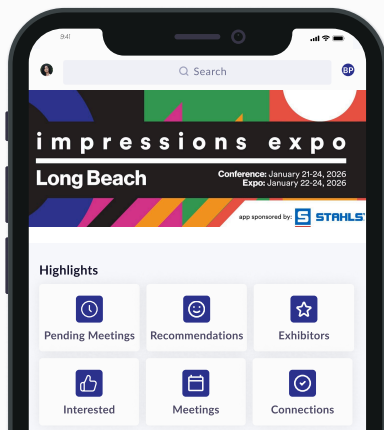


The Impressions Expo Long Beach 2026 Mobile App



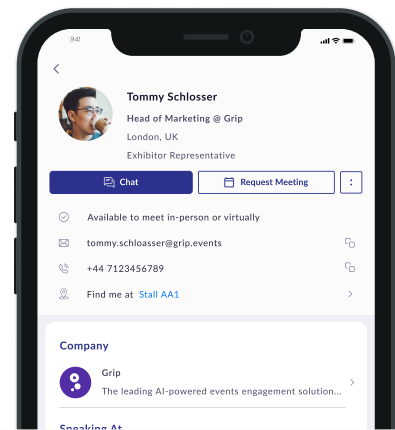
1 Discover Impressions Expo Long Beach 2026

Your central hub for Impressions Expo Long Beach 2026. Access essential information and personalized content.



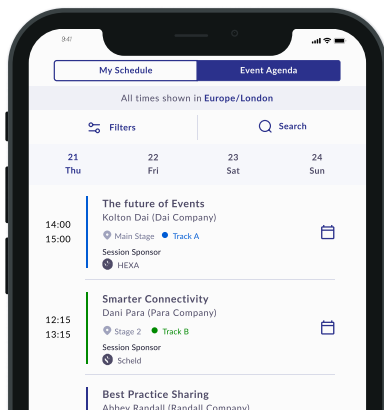
2 Chat with connections

Ensure you've made a connection or confirmed a meeting to initiate chats.



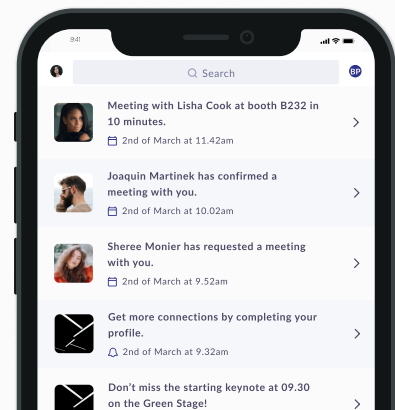
3 Follow your schedule

Keep track of your day. Note: Adding sessions to your schedule doesn't reserve seats—arrive early!



4 Get notified

Never miss an update or opportunity! Turn on your notifications to be reminded of meetings and to receive event updates.



Images above are mockups for illustrative purposes. Actual event platform appearance may vary. We've carefully crafted this guide to help you harness the full potential of our event platform to prepare for Impressions Expo Long Beach 2026. Scan the QR code or [click here](#) for more in-depth resources.

